

Claremont Avenue @ Wesley Road

Thursday, March 05, 2020



The data presented here is for information purposes only and should not be considered authoritative for construction, geotechnical, engineering, navigational, legal, or other site-specific uses. The information shared is owned by the Transportation Division of the Engineering Department at the District of Saanich. Accuracy is not guaranteed.

ERING

Major Route: Claremont Avenue
Minor Route: Wesley Road
Municipality: Saanich
Filename: Claremont Ave @ Wesley Rd-Mar 5, 2020.xlsx
Location #: TIN001653
Count ID: 202005
Date: March 5, 2020
Day-of-week: Thursday

East/West Route: Claremont Avenue
Intersection Type: 4-leg
Signalized?: No
Weather: Rain and wet

Vehicle Classifications: Vehicles and Peds
 Bikes

This data is for Vehicles and Peds

Shift	Start	End	Duration
AM	7:30	9:30	2.00
MD			
PM	15:30	18:30	3.00
Total	7:30	18:30	5.00

Notes: 24-hour clock used for reporting (15-minute increments)
 North Approach - southbound vehicles approaching intersection from the north
 15x4 - 15 min volume (from maximum 15 minute period of movement/approach in peak hour period [*]) x 4
 Pedestrians - N indicates pedestrians crossing north approach (east/west)

Comments:

Entire Survey Period

5 Hours

	Wesley Rd				Wesley Rd				Claremont Ave				Claremont Ave				Total Volume	Crosswalks			
	NORTH Approach				SOUTH Approach				WEST Approach				EAST Approach					N	S	W	E
	Left	Thru	Right	Total	Left	Thru	Right	Total	Left	Thru	Right	Total	Left	Thru	Right	Total					
Total	25	38	16	79	147	26	207	380	24	369	358	751	471	259	21	751	1961	21	15	36	13
Avg Hr	5	8	3	16	29	5	41	76	5	74	72	150	94	52	4	150	392	4	3	7	3

AM Peak Period

2 Hours

	Wesley Rd				Wesley Rd				Claremont Ave				Claremont Ave				Total Volume	Crosswalks			
	NORTH Approach				SOUTH Approach				WEST Approach				EAST Approach					N	S	W	E
	Left	Thru	Right	Total	Left	Thru	Right	Total	Left	Thru	Right	Total	Left	Thru	Right	Total					
Totals	14	17	10	41	49	6	56	111	10	186	210	406	247	109	5	361	919	10	7	17	6
Avg Hr	7	9	5	21	25	3	28	56	5	93	105	203	124	55	3	181	460	5	4	9	3

MD Peak Period

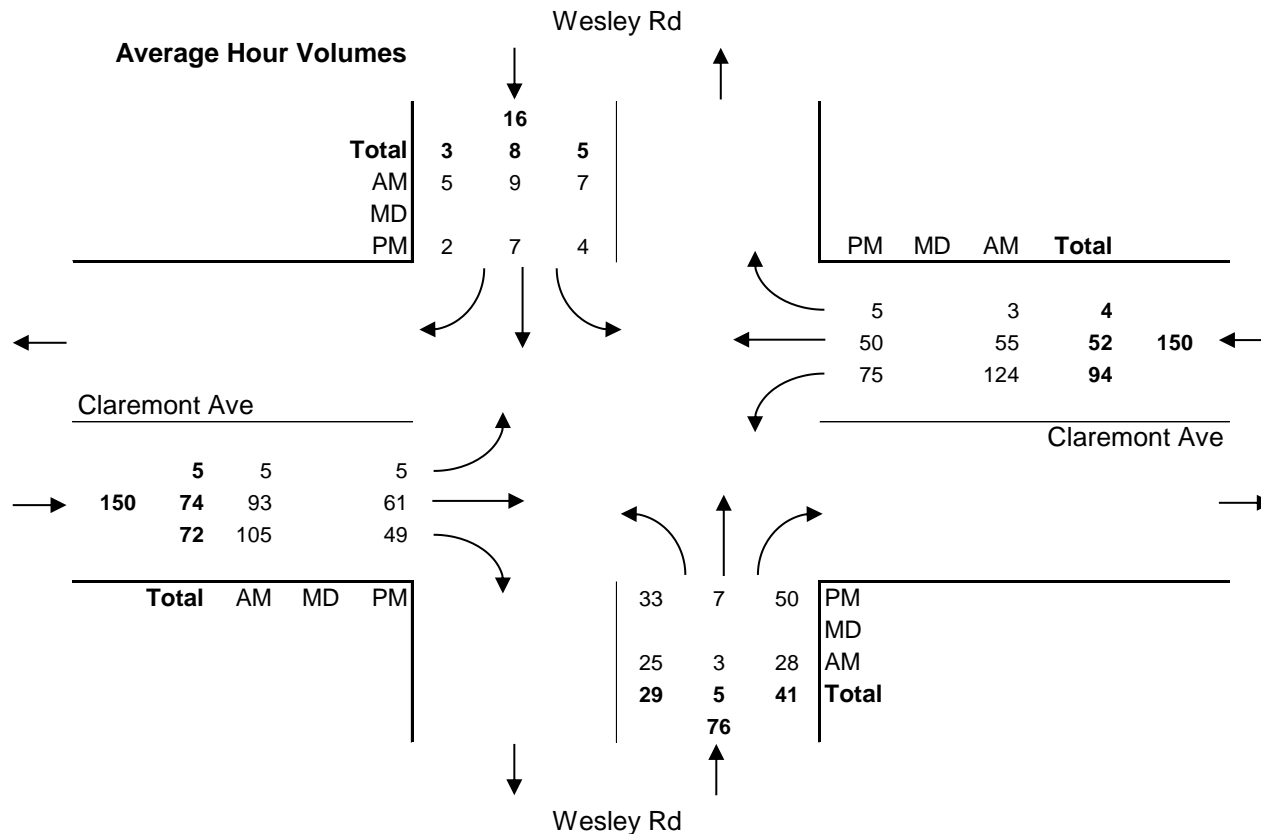
Hours

	Wesley Rd				Wesley Rd				Claremont Ave				Claremont Ave				Total Volume	Crosswalks			
	NORTH Approach				SOUTH Approach				WEST Approach				EAST Approach					N	S	W	E
	Left	Thru	Right	Total	Left	Thru	Right	Total	Left	Thru	Right	Total	Left	Thru	Right	Total					
Total																					
Avg Hr																					

PM Peak Period

3 Hours

	Wesley Rd				Wesley Rd				Claremont Ave				Claremont Ave				Total Volume	Crosswalks			
	NORTH Approach				SOUTH Approach				WEST Approach				EAST Approach					N	S	W	E
	Left	Thru	Right	Total	Left	Thru	Right	Total	Left	Thru	Right	Total	Left	Thru	Right	Total					
Total	11	21	6	38	98	20	151	269	14	183	148	345	224	150	16	390	1042	11	8	19	7
Avg Hr	4	7	2	13	33	7	50	90	5	61	49	115	75	50	5	130	347	4	3	6	2



Major Route: Claremont Avenue
Minor Route: Wesley Road
Municipality: Saanich
Filename: Claremont Ave @ Wesley Rd-Mar 5, 2020.xlsx
Location #: TIN001653
Count ID: 202005
Date: March 5, 2020
Day-of-week: Thursday

East/West Route: Claremont Avenue
Intersection Type: 4-leg
Signalized?: No
Weather: Rain and wet

Vehicle Classifications: Vehicles and Peds
 Bikes

This data is for Bikes

Shift	Start	End	Duration
AM	7:30	9:30	2.00
MD			
PM	15:30	18:30	3.00
Total	7:30	18:30	5.00

Notes: 24-hour clock used for reporting (15-minute increments)
 North Approach - southbound vehicles approaching intersection from the north
 15x4 - 15 min volume (from maximum 15 minute period of movement/approach in peak hour period [*]) x 4
 Pedestrians - N indicates pedestrians crossing north approach (east/west)

Comments:

Survey Data
Bikes

Claremont Avenue @ Wesley Road
Thursday, March 5, 2020

Time Period Begins	Wesley Rd NORTH Approach				Wesley Rd SOUTH Approach				Claremont Ave WEST Approach				Claremont Ave EAST Approach				Total Volume		Peak Period				
	Left	Thru	Right	Total	Left	Thru	Right	Total	Left	Thru	Right	Total	Left	Thru	Right	Total	15-min	Hour		N	S	W	E
7:30	0	0	0	0	0	0	0	0	0	0	0	1	1	0	0	0	0	1		0	0	0	0
7:45	0	0	0	0	0	0	0	0	0	0	0	0	0	0	0	0	0	0		0	0	0	0
8:00	0	0	0	0	0	0	0	0	0	0	0	0	0	0	0	0	0	0	*	0	0	0	0
8:15	0	0	0	0	0	0	0	0	0	0	0	0	0	1	0	0	1	1	2+	0	0	0	0
8:30	0	0	0	0	0	0	0	0	0	0	0	1	1	0	0	0	0	1	2*	0	0	0	0
8:45	0	0	0	0	0	0	0	0	0	0	0	1	1	0	0	0	0	1	3*	0	0	0	0
9:00	0	0	0	0	0	0	0	0	0	0	0	0	0	0	0	0	0	3		0	0	0	0
9:15	0	0	0	0	0	0	0	0	0	0	0	1	1	0	0	0	0	3		0	0	0	0
n/a																							
n/a																							
n/a																							
n/a																							
n/a																							
n/a																							
n/a																							
n/a																							
n/a																							
n/a																							
n/a																							
n/a																							
Total	0	0	0	0	0	0	0	0	0	0	0	4	4	1	0	0	1	5		0	0	0	0

n/a																							
n/a																							
n/a																							
n/a																							
n/a																							
n/a																							
n/a																							
n/a																							
n/a																							
n/a																							
n/a																							
n/a																							
n/a																							
n/a																							
n/a																							
n/a																							
n/a																							
n/a																							
Total																							

15:30	0	0	0	0	0	0	0	0	0	0	0	0	0	0	0	0	0			0	0	0	0
15:45	0	0	0	0	0	0	0	0	0	0	0	0	0	0	0	0	0			0	0	0	0
16:00	0	0	0	0	0	0	0	0	0	0	0	0	0	0	0	0	0			0	0	0	0
16:15	0	0	0	0	0	0	0	0	0	0	0	0	0	0	0	0	0	0		0	0	0	0
16:30	0	0	0	0	0	0	0	0	0	0	0	0	0	0	0	0	0	0		0	0	0	0
16:45	0	1	0	1	0	0	0	0	0	0	0	0	0	0	0	0	0	1	1*	0	0	0	0
17:00	0	0	0	0	0	1	0	1	0	0	0	0	0	0	0	0	0	1	2*	0	0	0	0
17:15	0	0	0	0	1	0	0	0	1	0	0	0	0	0	0	0	0	1	3*	0	0	0	0
17:30	2	1	0	3	0	1	0	1	0	0	0	0	0	0	0	2	2	6	9+	0	0	0	0
17:45	0	0	0	0	1	0	0	0	1	0	0	0	0	0	0	0	0	1	9	0	0	0	0
18:00	0	0	0	0	0	0	0	0	0	0	0	0	0	0	0	0	0	8		0	0	0	0
18:15	0	0	0	0	1	0	0	0	1	0	0	0	0	0	0	0	0	1	8	0	0	0	0
n/a																							
n/a																							
n/a																							
n/a																							
n/a																							
n/a																							
n/a																							
n/a																							
n/a																							
Total	2	2	0	4	3	2	0	5	0	0	0	0	0	0	0	2	2	11		0	0	0	0

**AM Peak Period
Bikes**

**Claremont Avenue @ Wesley Road
Thursday, March 5, 2020**

Time Period Begins	Wesley Rd				Wesley Rd				Claremont Ave				Claremont Ave				Total Volume		Conflict	Conflict				
	NORTH Approach				SOUTH Approach				WEST Approach				EAST Approach				15-min	Hour		15 min	Hr			
	Left	Thru	Right	Total	Left	Thru	Right	Total	Left	Thru	Right	Total	Left	Thru	Right	Total								
7:30	0	0	0	0	0	0	0	0	0	0	1	1	0	0	0	0	1		0	0	0	0	1	
7:45	0	0	0	0	0	0	0	0	0	0	0	0	0	0	0	0	0		0	0	0	0	0	
8:00	0	0	0	0	0	0	0	0	0	0	0	0	0	0	0	0	0	*	0	0	0	0	0	
8:15	0	0	0	0	0	0	0	0	0	0	0	0	1	0	0	1	1	2+	0	0	0	0	1	2
8:30	0	0	0	0	0	0	0	0	0	0	1	1	0	0	0	0	1	2*	0	0	0	0	1	2
8:45	0	0	0	0	0	0	0	0	0	0	1	1	0	0	0	0	1	3*	0	0	0	0	1	3
9:00	0	0	0	0	0	0	0	0	0	0	0	0	0	0	0	0	0	3	0	0	0	0	0	3
9:15	0	0	0	0	0	0	0	0	0	0	1	1	0	0	0	0	1	3	0	0	0	0	1	3
n/a																								
n/a																								
n/a																								
n/a																								
n/a																								
n/a																								
n/a																								
n/a																								
n/a																								
n/a																								
n/a																								
n/a																								
n/a																								
n/a																								
n/a																								
n/a																								
n/a																								
n/a																								
n/a																								
n/a																								

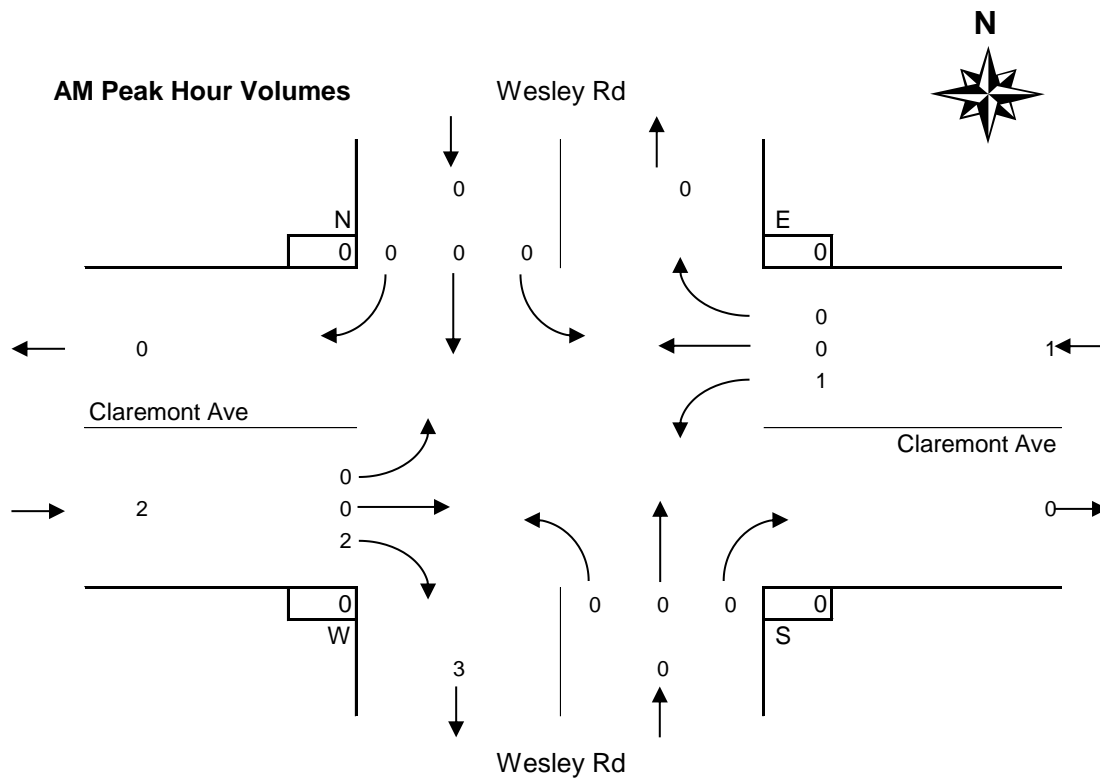
Total	0	0	0	0	0	0	0	0	0	0	4	4	1	0	0	1	5		0	0	0	0	5	
Avg Hr	0	0	0	0	0	0	0	0	0	0	2	2	1	0	0	1	3		0	0	0	0	5	

Peak hour of the intersection

Pk Hr	0	0	0	0	0	0	0	0	0	0	2	2	1	0	0	1	3*		0	0	0	0	3	
15x4	0	0	0	0	0	0	0	0	0	0	4	4	4	0	0	4	4+		0	0	0	0	8	
PHF	n/a	n/a	n/a	n/a	n/a	n/a	n/a	n/a	n/a	n/a	0.50	0.50	0.25	n/a	n/a	0.25	0.75		n/a	n/a	n/a	n/a	0.38	

Peak hour of conflicting volumes for the intersection

Pk Hr	0	0	0	0	0	0	0	0	0	0	2	2	1	0	0	1	3*		0	0	0	0	3	
15x4	0	0	0	0	0	0	0	0	0	0	4	4	4	0	0	4	4+		0	0	0	0	8	
PHF	n/a	n/a	n/a	n/a	n/a	n/a	n/a	n/a	n/a	n/a	0.50	0.50	0.25	n/a	n/a	0.25	0.75		n/a	n/a	n/a	n/a	0.38	



Time Period Begins	Wesley Rd NORTH Approach				Wesley Rd SOUTH Approach				Claremont Ave WEST Approach				Claremont Ave EAST Approach				Total Volume		Mod PL	Conflict					
	Left	Thru	Right	Total	Left	Thru	Right	Total	Left	Thru	Right	Total	Left	Thru	Right	Total	15-min	Hour		N	S	W	E	15 min	Hr
n/a																									
n/a																									
n/a																									
n/a																									
n/a																									
n/a																									
n/a																									
n/a																									
n/a																									
n/a																									
n/a																									
n/a																									
n/a																									
n/a																									
n/a																									
n/a																									
n/a																									

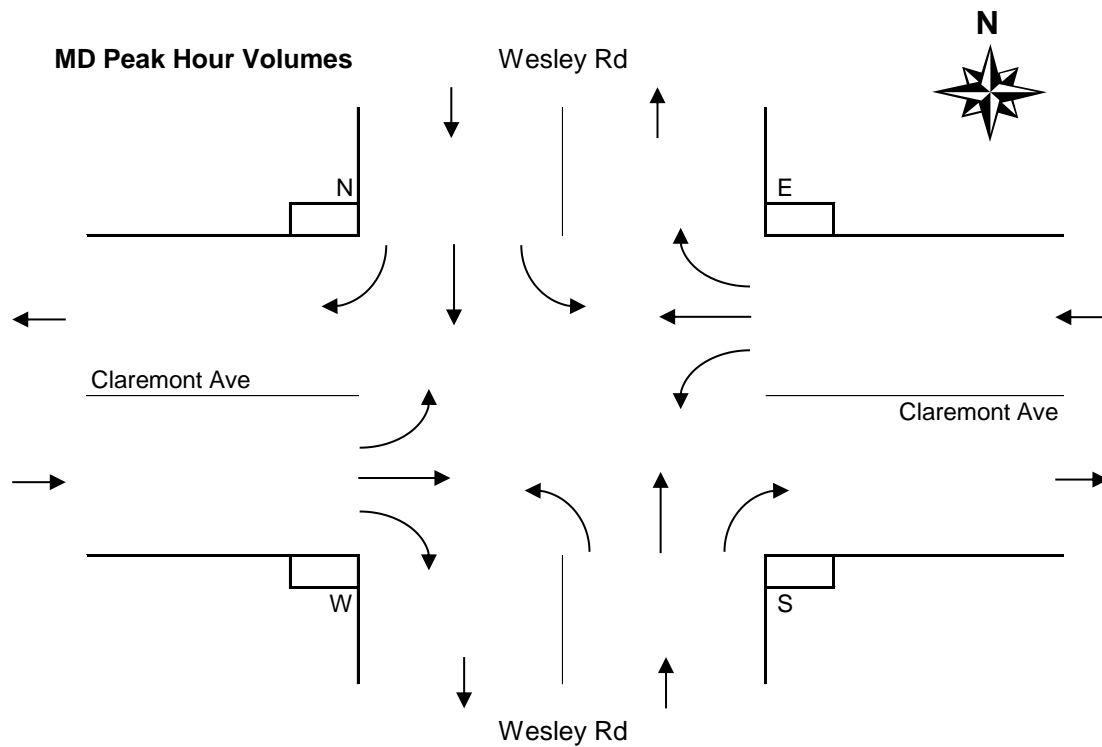
Total																										
Avg Hr																										

Peak hour of the intersection

Pk Hr																										
15x4																										
PHF																										

Peak hour of conflicting volumes for the intersection

Pk Hr																										
15x4																										
PHF																										



Time Period Begins	Wesley Rd NORTH Approach				Wesley Rd SOUTH Approach				Claremont Ave WEST Approach				Claremont Ave EAST Approach				Total Volume		Conflicts	Conflict				
	Left	Thru	Right	Total	Left	Thru	Right	Total	Left	Thru	Right	Total	Left	Thru	Right	Total	15-min	Hour		N	S	W	E	15 min
15:30	0	0	0	0	0	0	0	0	0	0	0	0	0	0	0	0	0	0	0	0	0	0	0	0
15:45	0	0	0	0	0	0	0	0	0	0	0	0	0	0	0	0	0	0	0	0	0	0	0	0
16:00	0	0	0	0	0	0	0	0	0	0	0	0	0	0	0	0	0	0	0	0	0	0	0	0
16:15	0	0	0	0	0	0	0	0	0	0	0	0	0	0	0	0	0	0	0	0	0	0	0	0
16:30	0	0	0	0	0	0	0	0	0	0	0	0	0	0	0	0	0	0	0	0	0	0	0	0
16:45	0	1	0	1	0	0	0	0	0	0	0	0	0	0	0	0	1	1*	0	0	0	0	1	1
17:00	0	0	0	0	0	1	0	1	0	0	0	0	0	0	0	0	1	2*	0	0	0	0	1	2
17:15	0	0	0	0	1	0	0	1	0	0	0	0	0	0	0	0	1	3*	0	0	0	0	1	3
17:30	2	1	0	3	0	1	0	1	0	0	0	0	0	0	2	2	6	9+	0	0	0	0	5	8
17:45	0	0	0	0	1	0	0	1	0	0	0	0	0	0	0	0	1	9	0	0	0	0	1	8
18:00	0	0	0	0	0	0	0	0	0	0	0	0	0	0	0	0	0	8	0	0	0	0	0	7
18:15	0	0	0	0	1	0	0	1	0	0	0	0	0	0	0	0	1	8	0	0	0	0	1	7
n/a																								
n/a																								
n/a																								
n/a																								
n/a																								
n/a																								
n/a																								
n/a																								
n/a																								

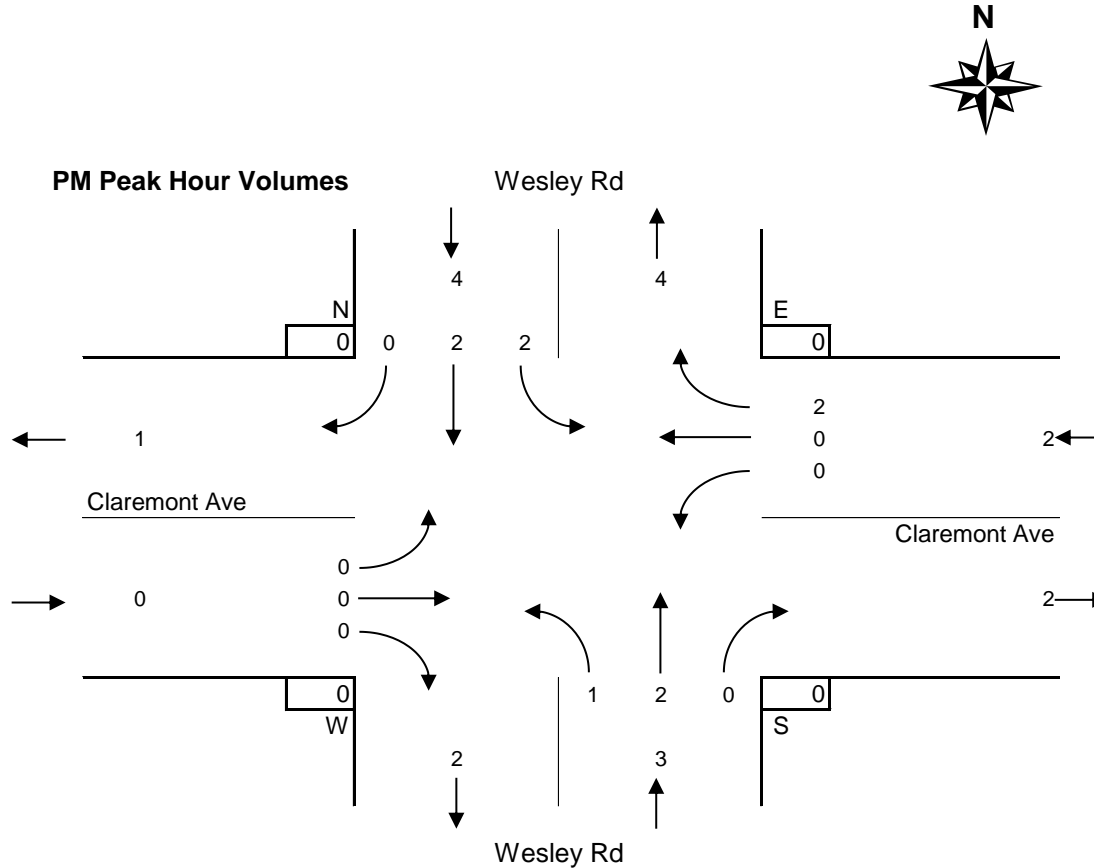
Total	2	2	0	4	3	2	0	5	0	0	0	0	0	0	2	2	11		0	0	0	0		7
Avg Hr	1	1	0	1	1	1	0	2	0	0	0	0	0	0	1	1	4		0	0	0	0		

Peak hour of the intersection

Pk Hr	2	2	0	4	1	2	0	3	0	0	0	0	0	0	2	2	9*		0	0	0	0		6
15x4	8	4	0	12	4	4	0	4	0	0	0	0	0	0	8	8	24+		0	0	0	0		20
PHF	0.25	0.50	n/a	0.33	0.25	0.50	n/a	0.75	n/a	n/a	n/a	n/a	n/a	n/a	0.25	0.25	0.38		n/a	n/a	n/a	n/a		0.30

Peak hour of conflicting volumes for the intersection

Pk Hr	2	2	0	4	1	2	0	3	0	0	0	0	0	0	2	2	9*		0	0	0	0		6
15x4	8	4	0	12	4	4	0	4	0	0	0	0	0	0	8	8	24+		0	0	0	0		20
PHF	0.25	0.50	n/a	0.33	0.25	0.50	n/a	0.75	n/a	n/a	n/a	n/a	n/a	n/a	0.25	0.25	0.38		n/a	n/a	n/a	n/a		0.30



Entire Survey Period

5 Hours

	Wesley Rd				Wesley Rd				Claremont Ave				Claremont Ave				Total Volume				
	NORTH Approach				SOUTH Approach				WEST Approach				EAST Approach					N	S	W	E
	Left	Thru	Right	Total	Left	Thru	Right	Total	Left	Thru	Right	Total	Left	Thru	Right	Total					
Total	2	2	0	4	3	2	0	5	0	0	4	4	1	0	2	3	16	0	0	0	0
Avg Hr	0	0	0	1	1	0	0	1	0	0	1	1	0	0	0	1	3	0	0	0	0

AM Peak Period

2 Hours

	Wesley Rd				Wesley Rd				Claremont Ave				Claremont Ave				Total Volume				
	NORTH Approach				SOUTH Approach				WEST Approach				EAST Approach					N	S	W	E
	Left	Thru	Right	Total	Left	Thru	Right	Total	Left	Thru	Right	Total	Left	Thru	Right	Total					
Totals	0	0	0	0	0	0	0	0	0	0	4	4	1	0	0	1	5	0	0	0	0
Avg Hr	0	0	0	0	0	0	0	0	0	0	2	2	1	0	0	1	3	0	0	0	0

MD Peak Period

Hours

	Wesley Rd				Wesley Rd				Claremont Ave				Claremont Ave				Total Volume				
	NORTH Approach				SOUTH Approach				WEST Approach				EAST Approach					N	S	W	E
	Left	Thru	Right	Total	Left	Thru	Right	Total	Left	Thru	Right	Total	Left	Thru	Right	Total					
Total																					
Avg Hr																					

PM Peak Period

3 Hours

	Wesley Rd				Wesley Rd				Claremont Ave				Claremont Ave				Total Volume				
	NORTH Approach				SOUTH Approach				WEST Approach				EAST Approach					N	S	W	E
	Left	Thru	Right	Total	Left	Thru	Right	Total	Left	Thru	Right	Total	Left	Thru	Right	Total					
Totals	2	2	0	4	3	2	0	5	0	0	0	0	0	0	2	2	11	0	0	0	0
Avg Hr	1	1	0	1	1	1	0	2	0	0	0	0	0	0	1	1	4	0	0	0	0

